

Friday - Memory Verse Game

Bowl Me Over

Equipment

- Scissors
- Variety of dishes (bowls, coffee mugs, plates, trays); 15-20 in total
- Large buttons




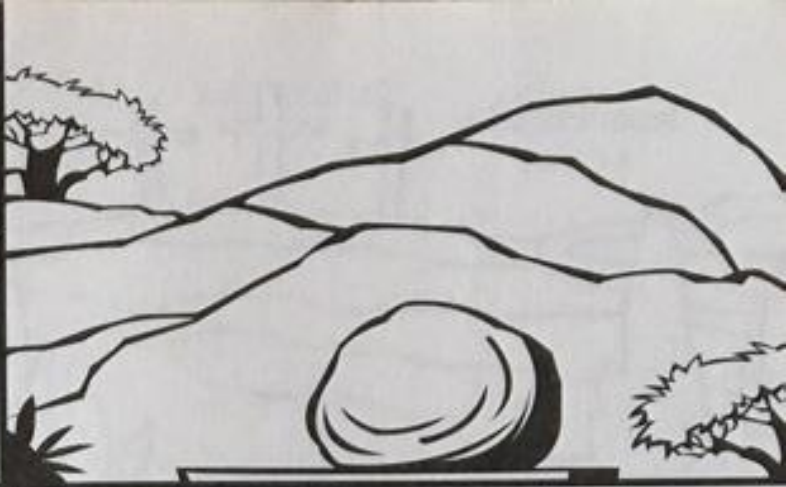

Preparation

1. Print Dish It Up! Cards (page 2) and cut out.
2. Place each card in the bottom of a different dish (there may be dishes without cards or dishes with more than one card).
3. Arrange dishes in a group on the floor.
4. Use masking tape to make a starting line approximately 10 feet from the dishes.




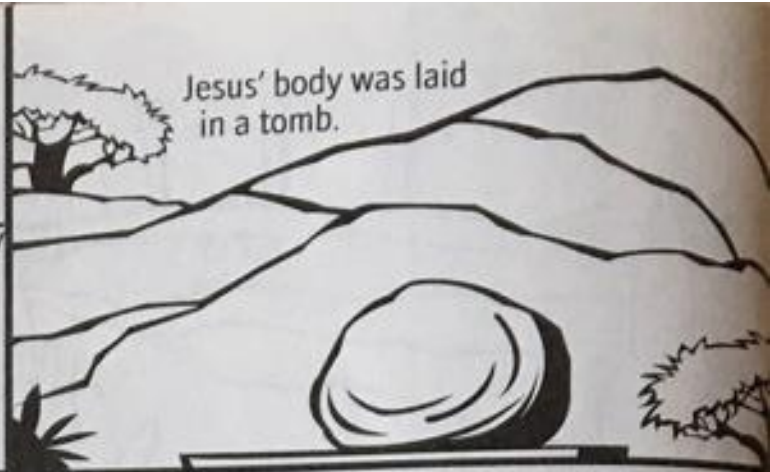
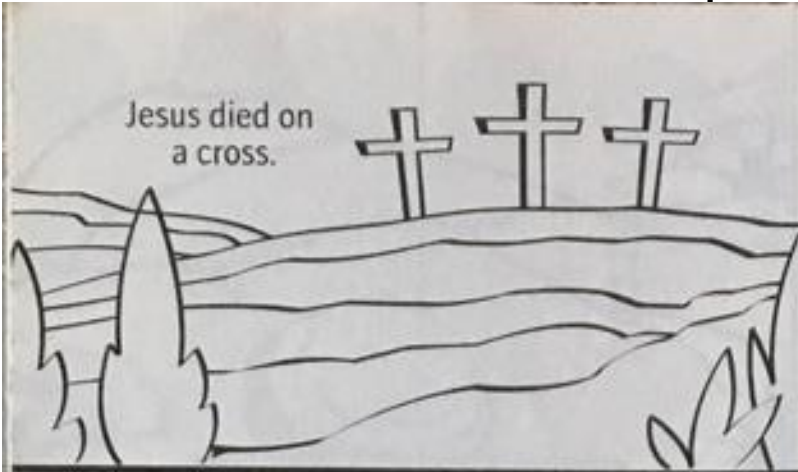
Game

1. Have children line up behind masking tape.
2. Have children take turns throwing a button toward the dishes.
3. If a button lands in a dish with a card, the child retrieves the card and the button thrown.
4. Children continue tossing buttons and retrieving cards until they have a complete set of eight cards placed in story order.

Dish It Up Cards



Dish It Up Cards



Dish It Up Cards

