

Choices Game

Materials required

- *Choices Game Pattern*

Supplies


- Scissors
- Colors pencils

Instructions

1. Print out *Choices Game Pattern* back-to-back on white paper.
2. Trim excess paper from around the game. Use colored pencils to color the games (both sides).
3. Fold the game as shown in Figures 1-4.
4. With the thumb and first finger of each hand, holding the game (Figure 5), alternate moving the paper in opposite directions as you open and close the game to reveal Daily Choice words.

How to play

Hold the game closed so that only the number show. A friend chooses a number. Open in alternate direction as you count out that number. Your friend then chooses one of two daily choices revealed inside the game. Open and close the game as you spell out the words. Your friend again chooses a word. Lift up the word flap and read the verses printed underneath. Have your friend name one way to obey the verse.



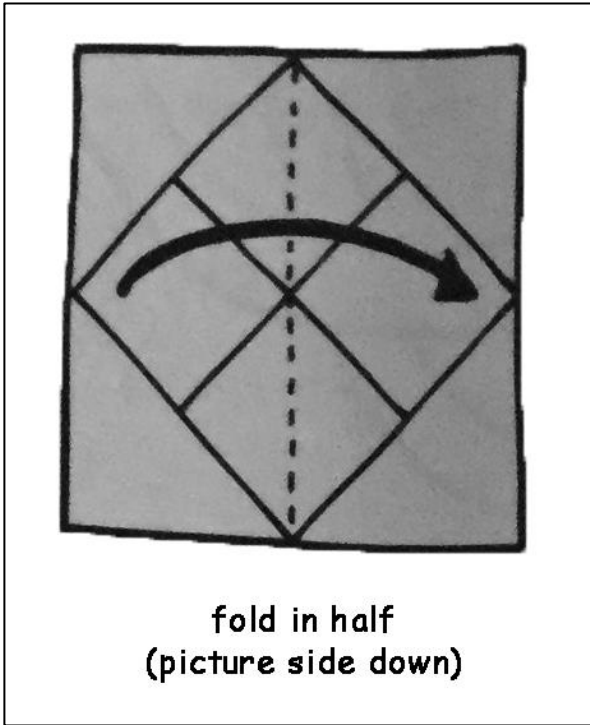


Figure 1




Figure 2

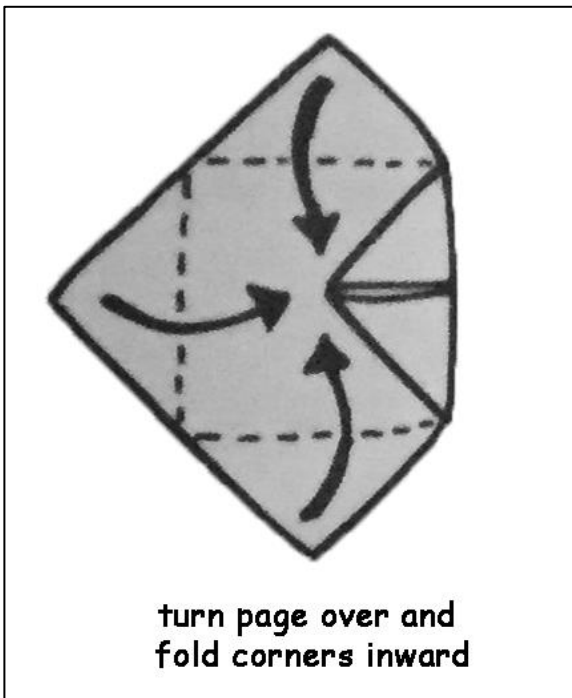


Figure 3

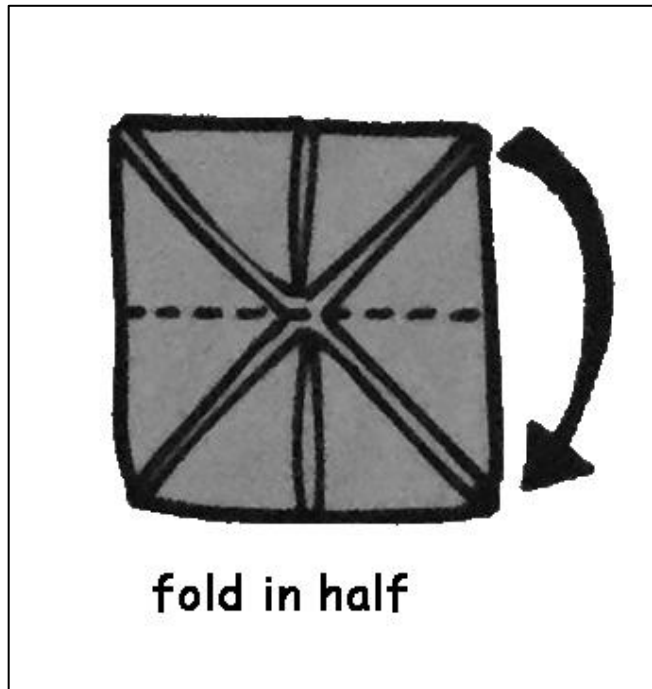


Figure 4

Conversation

Our actions show that we believe Jesus is the Savior. What are some way we can show that we believe Jesus is the Savior? What are some ways to follow Jesus' examples with words or actions? What can you say to Jesus when you have done something wrong? When are times it might be hard to obey Jesus?

Choices Game Pattern

