

Beanie Balloon

Materials required

- Uncooked beans or rice
- Funnels or plastic bottles
- Large bowl
- Four balloons

Supplies

- Scissors
- Pencils

Instructions

1. If using plastic bottles for funnels, use scissors to cut off the bottom portions of the bottles (Figure 1).
2. Pour beans or rice into large bowl.
3. With scissors, snip circles out of two different colors balloons. Then cut off the stems (Figure 2). Keep the balloon parts, but toss the stems and shapes.
4. Inflate two different colors balloons to stretch them out (Hold the air in the balloons for a moment then deflate them).
5. Use the funnel to fill ne of the stretched balloons with beans or rice. Use the eraser end of pencil to push the beans or rice into balloon as needed to fill it.
6. Knot the opening of one balloon and tightly roll the stem down. Push both the know and stem into the balloon (Figure 3).
7. Snip away the stem end of the second balloon. Carefully tuck the filled balloon into this balloon making sure the stem area of the filled balloon is covered by the outer balloon.
8. One at a time, carefully stretch the balloons, from which you cut shapes, over the filled balloons. Be sure to adjust them so that the different colors show through the hold (figure 4).

Tips

- Balloon bean bags can be decorated with acrylic paints, paint pens or stickers

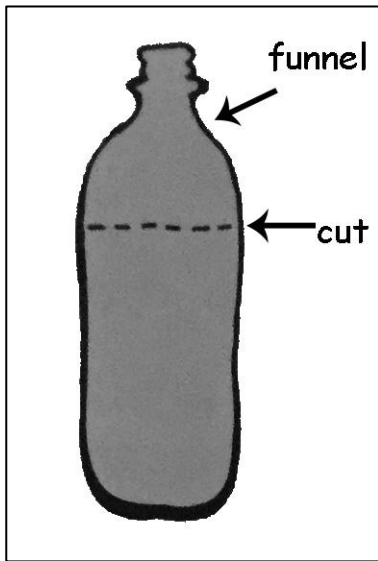


Figure 1

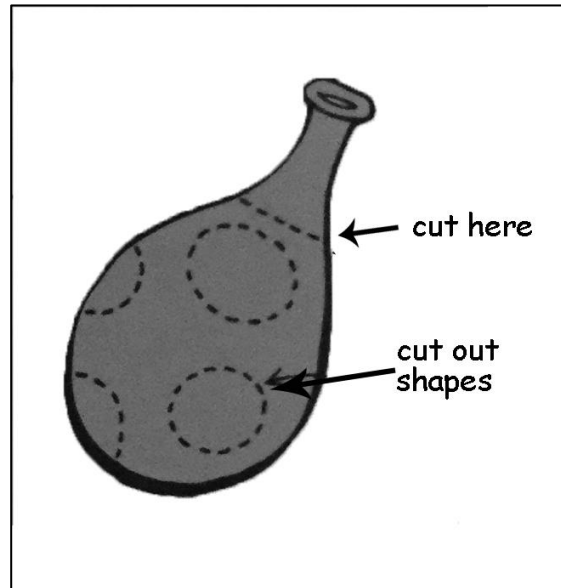


Figure 2




Figure 3

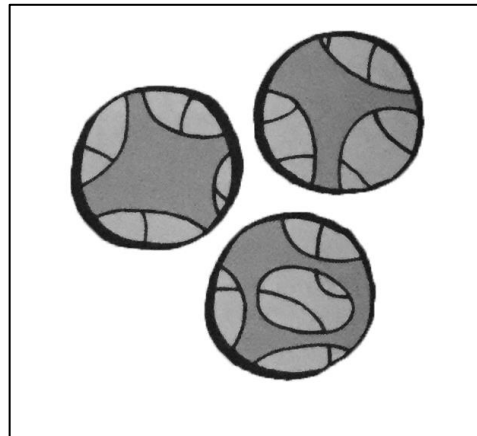


Figure 4

Conversation

At many amusement parks you can find ad boardwalk or midway full of fun games. If you do well at the game, you can win a prize. Many of these games use bean bags like the ones we've made today. You can use your bag to play games you know or games you make up. Ever games needs rules and players to obey the rules. Sometimes it can be tempting to break the rules and cheat at a game. But everyone has more fun if the rules are obeyed. Jesus wants us to obey Hi in all our choice. Obeying is a choice we can make every day.